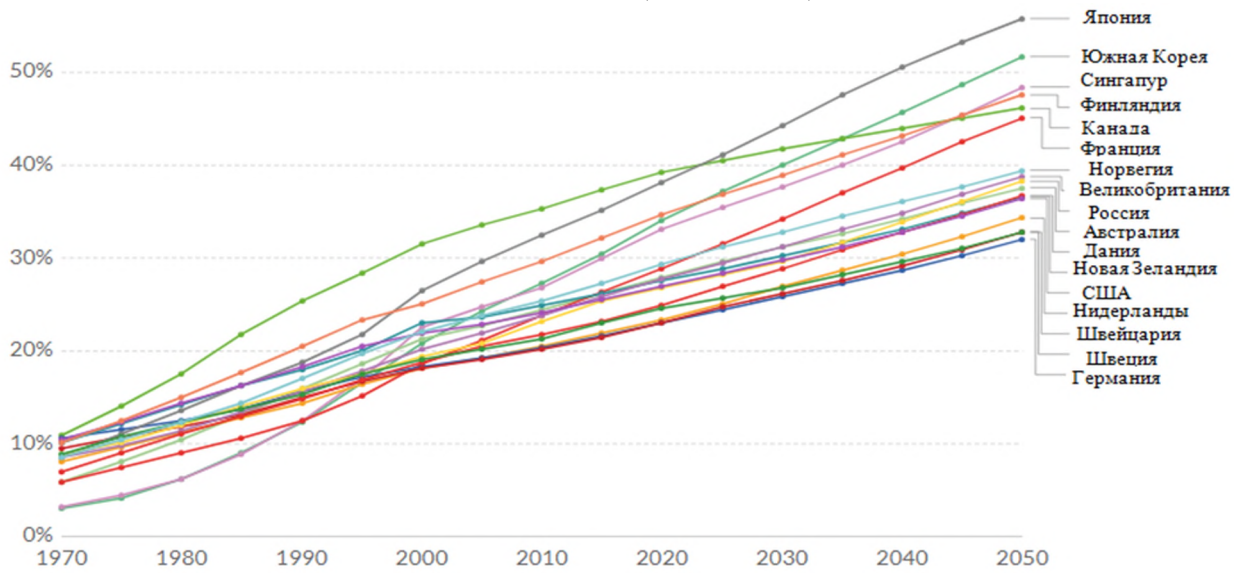


« »,  
( , )

2030

100  
[1].

( 1).



1 -

( GET) [5]

2016

88,8%,

- 59,4%,


63,5%,

- 81,8 [6].

(ARWU)  
Times Higher Education (THE).

Universitas 21,

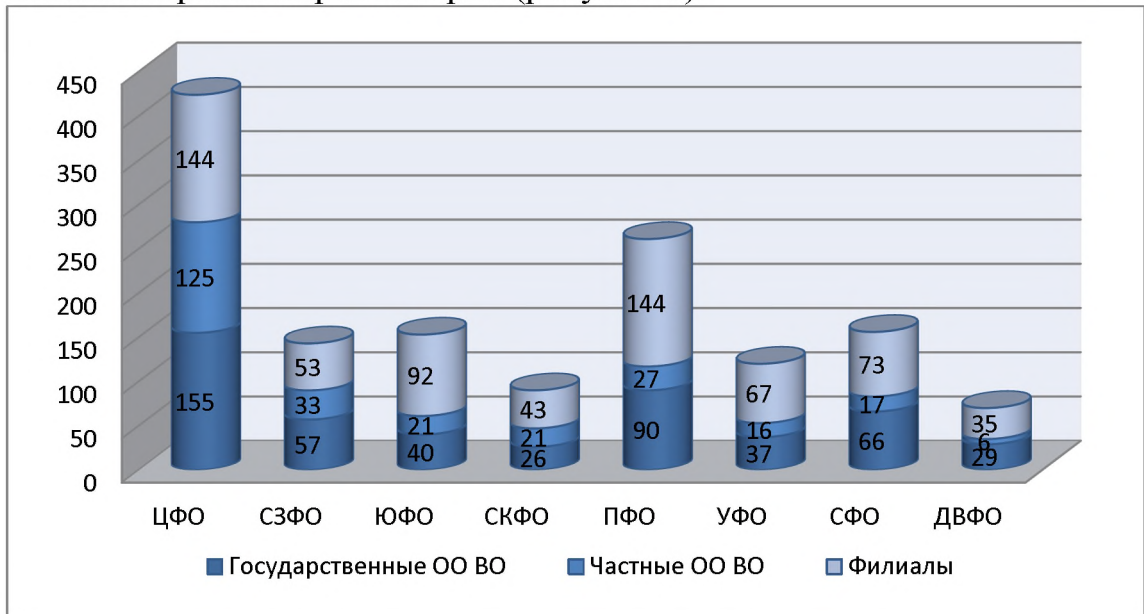
-  
 ( );  
 -  
 ( );  
 -  
 -  
 ( , );  
 -  
 ( ,  
 ).  
 -  
 5%,  
 Universitas 21  
 - 32-35 [3].  
 2016  
 « 2016-2020 »,  
 «5- 100», 2013 ,  
 .  
 ,  
 ,  
 ;  
 ( ) ;  
 ;  
 ,  
 - .  
 -  
 ( 2).



2 -

( ) [2]  
 40,2%, 64%,  
 1/3.

ществуется крайне неравномерно (рисунок 3).



3 -

2016-2017 .

( [2]

60 %



- , 2017. 24 . [ ]. - :
- <http://ac.gov.ru/files/publication/a/13584.pdf>.
5. Max Roser Tertiary Education / Max Roser, Esteban Ortiz-Ospina [ ]. - : <https://ourworldindata.org/>.
6. The World Bank [ ]. - : <https://databank.worldbank.org/Data/indicator>.