

339.9

DOI: 10.18413/2409-1634-2021-7-3-0-6

46, , 308012,

e-mail: stephanietogba@gmail.com

Doingbusiness (), Global competitiveness index (), Transparency International (), Political rights index (), Heritage Foundation (), Global innovation index ().

. 2021. . 7. 3. . 71-80. DOI: 10.18413/2409-1634-2021-7-3-0-6

Togba Stefani Sara

ASSESSMENT OF THE BUSINESS ENVIRONMENT FOR DOING BUSINESS IN COTE D’IVOIRE

V.G. Shukhov Belgorod State Technological University, 46 Kostyukov St., Belgorod, 308012, Russia

e-mail: stephanietogba@gmail.com

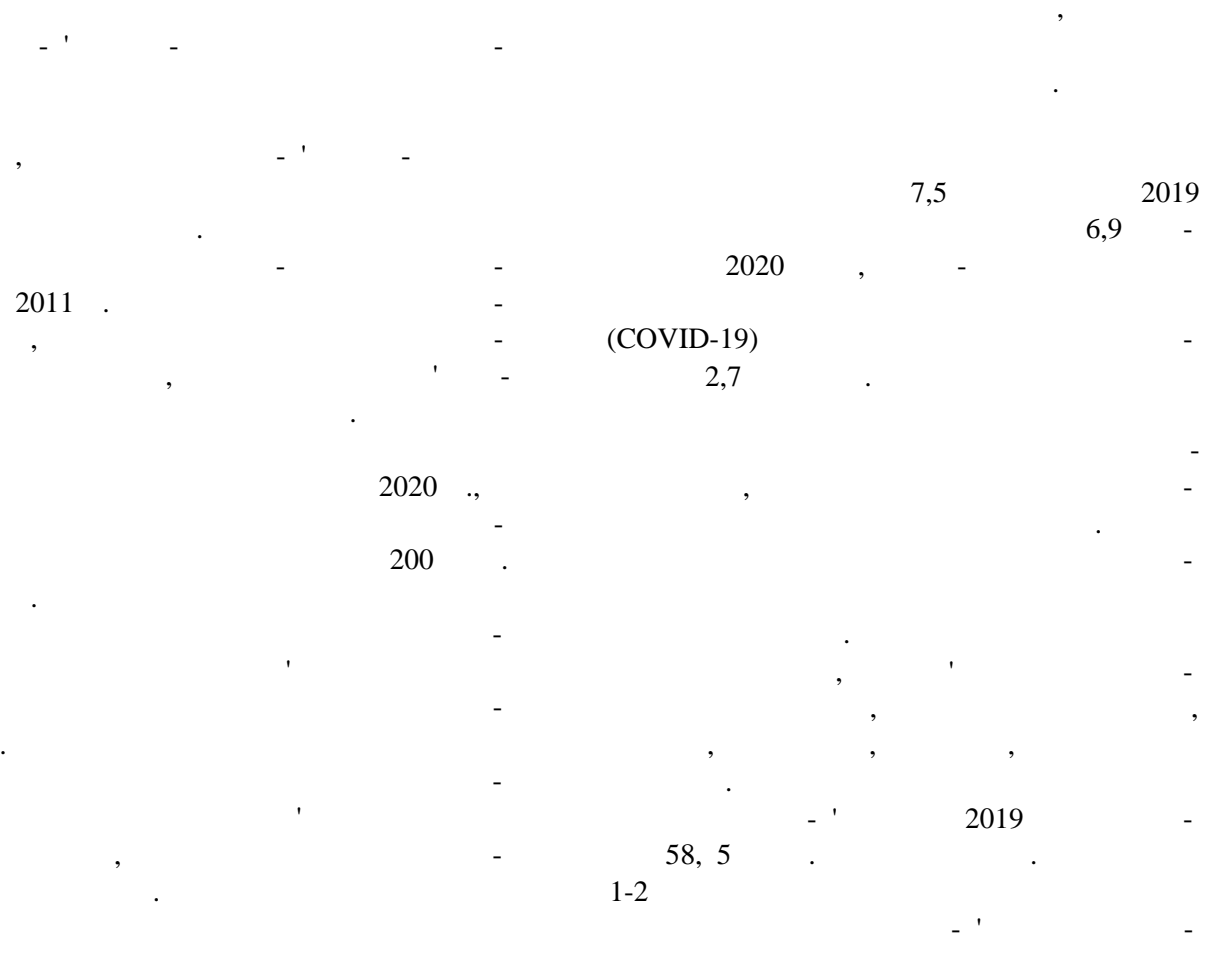
Abstract

The economy of the African country Cote d'Ivoire can be characterized as rather dynamic and turbulent: a number of macroeconomic indicators are characterized by high values, but the country is still facing a huge number of socio-economic and political problems that do not allow business to develop effectively in the country. The

article presents the results of a comprehensive assessment of the Cote d'Ivoire business environment for business development. The study covers and reveals the position of Cote d'Ivoire in international rankings such as Doingbusiness, Global Competitiveness Index, Transparency International, Political Rights Index, Heritage Foundation, Global Innovation Index. The positions of Cote d'Ivoire in these ratings are considered in detail and the country's problems associated with improving the business climate and business environment are highlighted.

Key words: Cote d'Ivoire; GDP; international ratings; country positions; business start-up algorithm; development problems

Information for citation: Togba Stefani Sara “Assessment of the business environment for doing business in Cote d'Ivoire”, *Research Result. Economic Research*, 7(3), 71-80, DOI: 10.18413/2409-1634-2021-7-3-0-6



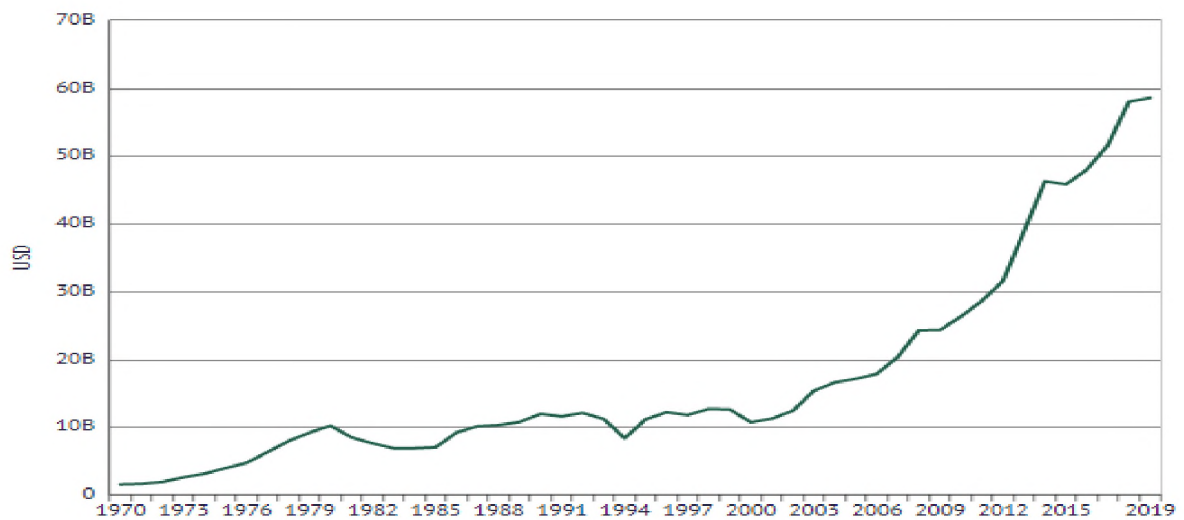
1

, 2014-2019

Table 1

GDP volume of Cote d'Ivoire, 2014-2019

		, %
2019	58 539 606 234	0,91%
2018	58 010 991 902	12,45%
2017	51 588 154 312	7,56%
2016	47 964 233 341	4,77%
2015	45 779 974 486	-1,02%
2014	46 252 892 373	19,20%



. 1.

, 1970-2019

Fig. 1. Visual representation of the volume of GDP in Cote d'Ivoire, 1970-2019

2.

, %

Table 2.

GDP growth rate of Cote d'Ivoire, % per year

		, %
2019	6,2	-9,56%
2018	6,9	-6,38%
2017	7,4	2,51%
2016	7,2	-18,81%
2015	8,8	0,55%
2014	8,8	-1,07%

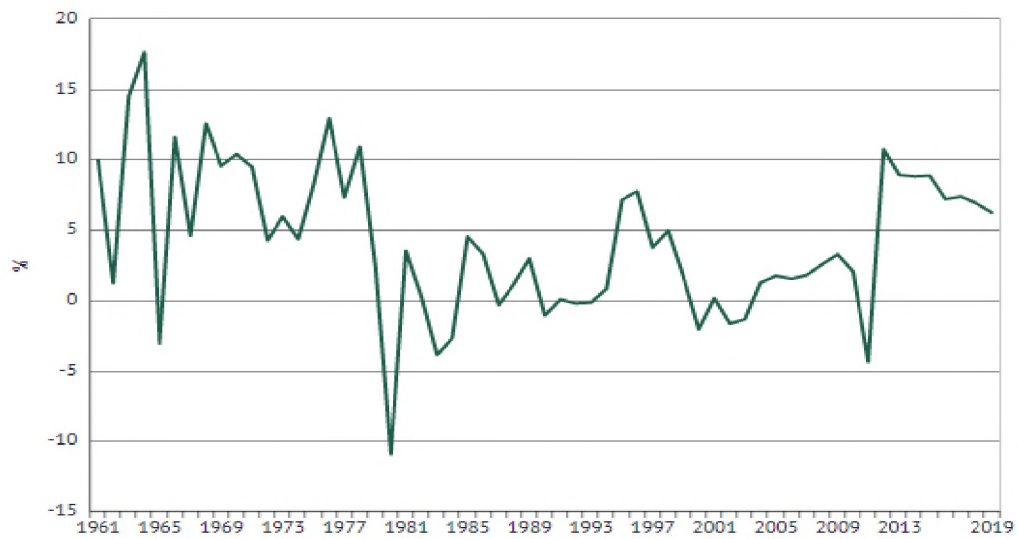


Fig. 2. Visual representation of the GDP growth rate in Cote d'Ivoire, % per year, 1961-2019

(Doingbusiness (),

2020 : 109

2019 - 122, 2018 - 139-

[DOINGBUSINESS/

<https://russian.doingbusiness.org/ru/data/expl-oreconomies/cote-divoire>].

	2020	2019	2018
109 Кот Д'Ивуар	60,7	58,3	53,0
1 Новая Зеландия	86,8	87,0	87,0
2 Сингапур	86,2	85,8	85,6
3 Гонконг	85,3	85,1	85,0
4 Дания	85,3	85,2	84,6
5 Южная Корея	84,0	84,0	84,0
6 Соединенные Штаты ...	84,0	83,6	83,6
7 Грузия	83,7	83,5	83,0
8 Великобритания	83,5	83,6	83,2
9 Норвегия	82,6	82,9	82,7
10 Швеция	82,0	82,0	82,2

Fig. 3. TOP-10 rating of Doingbusiness-2020 and the place of Cote D'Ivoire in the rating

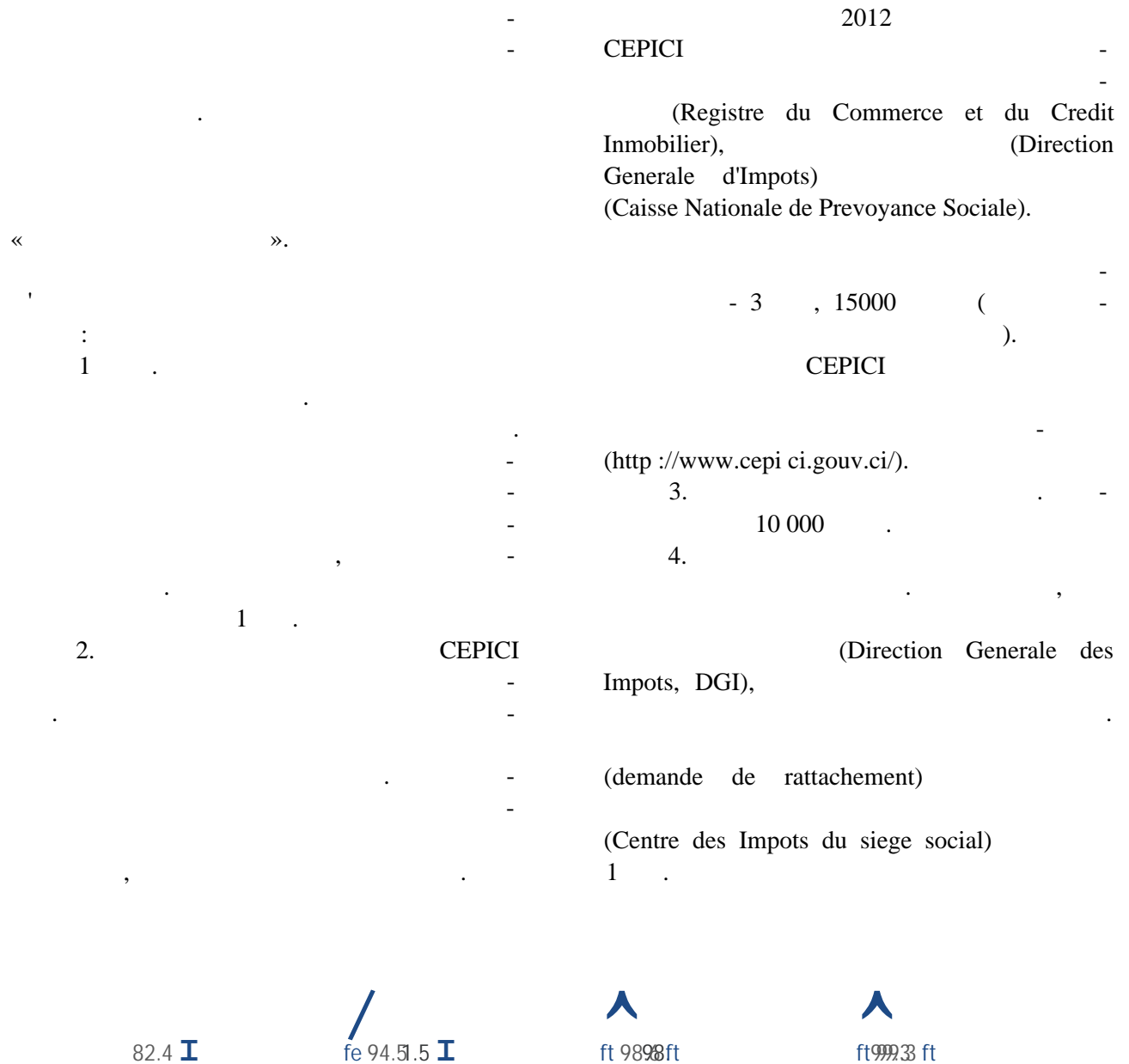


Fig. 4. Schedule - Business Registration in Cote d'Ivoire - Procedures, Time and Cost

(Global competitiveness index), 118 (48) (. 6). 2019

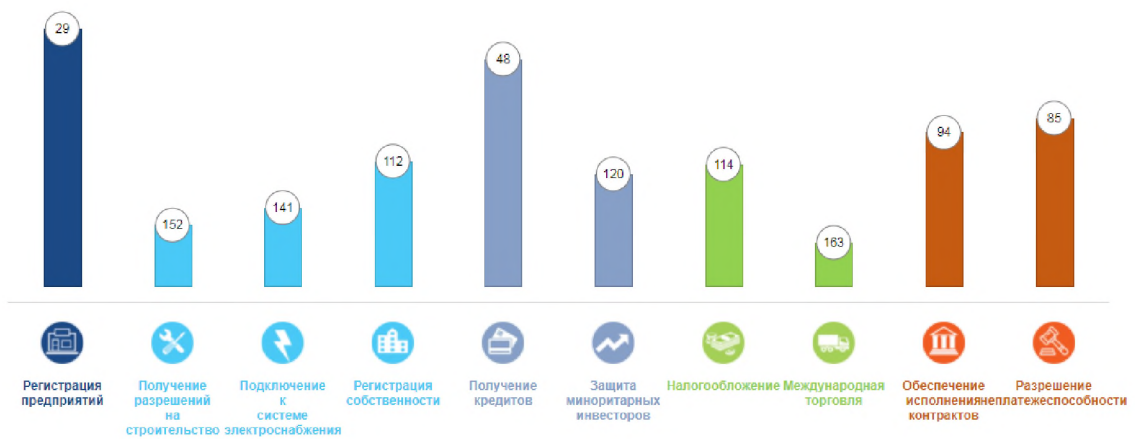


Fig. 5. General positions of Cote d'Ivoire in the international ranking of Doingbusiness-2020

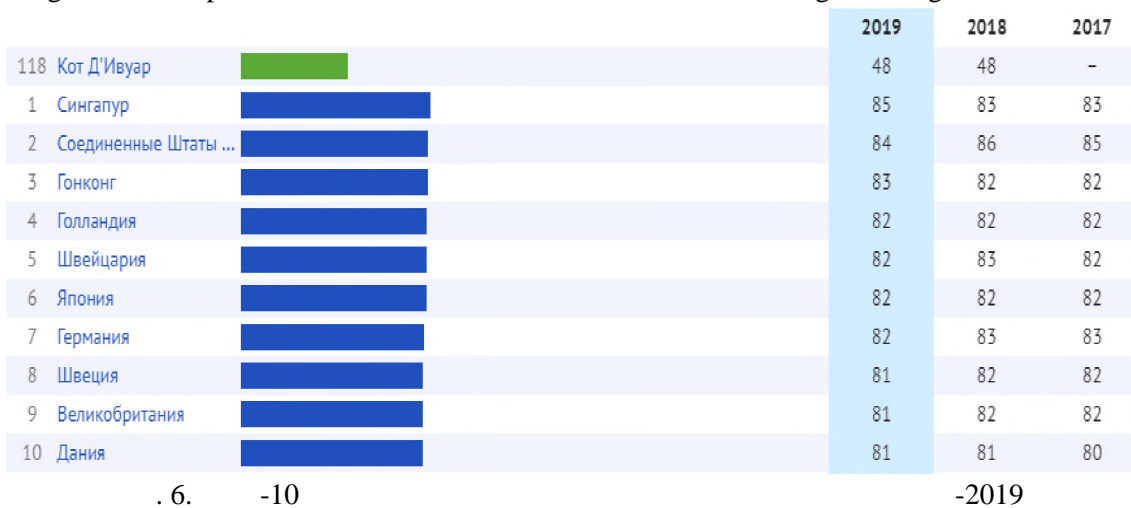


Fig. 6. TOP-10 of the International Competitiveness Rating-2019 and the of Cote D'Ivoire in the rating

2020 (Transparency International) 104

3

Table 3

2020	104	-1,89%
2019	106	0,95%
2018	105	1,94%
2017	103	-4,63%
2016	108	0,93%
2015	107	-6,96%
2014	115	-15,44%

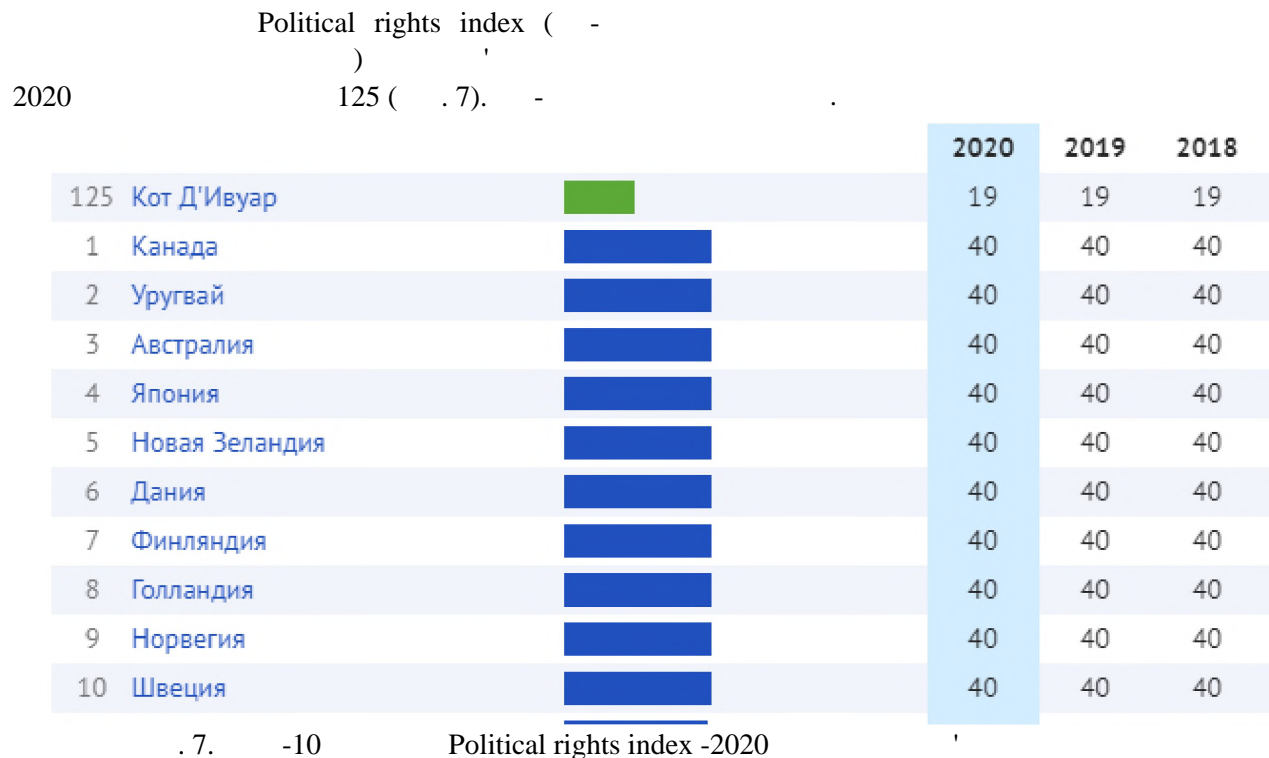


Fig. 7. TOP-10 rating Political rights index -2020 and the place of Cote D'Ivoire in the rating

2020 (Heritage Foundation), 59,7 (100)

Table 4

2020	59,7	-4,33%
2019	62,4	0,65%
2018	62,0	-1,59%
2017	63,0	5,00%
2016	60,0	2,56%
2015	58,5	1,39%
2014	57,7	6,65%

(Economic Community of West African States (ECOWAS), index) 2020 - 112. (Global innovation

		2020	2019	2018
112	Кот Д'Ивуар	21,20	25,60	20,00
1	Швейцария	66,10	67,20	68,40
2	Швеция	62,50	63,70	63,10
3	Соединенные Штаты ...	60,60	61,70	59,80
4	Великобритания	59,80	61,30	60,10
5	Голландия	58,80	61,40	63,30
6	Дания	57,50	58,40	58,40
7	Финляндия	57,00	59,80	59,60
8	Сингапур	56,60	58,40	59,80
9	Германия	56,50	58,20	58,00
10	Южная Корея	56,10	56,60	56,60

Fig. 6. TOP-10 of the Global innovation index -2020 and the place of Cote D'Ivoire in the rating

Global innovation index ()

Table 5

2020	21,20	-17,19%
2019	25,60	28,00%
2018	20,00	-16,53%
2017	23,96	-7,13%
2016	25,80	-5,15%
2015	27,20	0,67%
2014	27,02	15,37%

1. <http://www.afdb.org/fileadmin/uploads/afdb/Documents/Project-and-Operations>. (01.08.2021).

2. . . . , 2012. : 158.

3. . . . , 2014. / . . . // . - 2014. - 3 (39): 59-63.

4. <https://www.populationdata.net/pays/cote-divoire/> (: 01.08.2021).

5. Cf Cote d'Ivoire en chiffre, partie I: les Fondamentaux: - ' .

6. COTE D'IVOIRE DOCUMENT COMBINE DE STRATEGIE PAYS 2013-2017 ET DE REVUE DU PORTEFEUILLE 2013. - <https://www.afdb.org/fileadmin/uploads/afdb/Documents/Project-and-Operations/C%C3%B4te%20d'Ivoire%20-%20Document%20combin%C3%A9%20de%20strat%C3%A9gie%20pays%202013-2017%20et%20de%20revue%20du%20portefeuille%202013%20-%20Version%20brouillon%29.pdf>. (: 01.08.2021).

7. PLAN D'ÉVALUATION CPD 2021-2025 - Cote d'Ivoire. - https://www.unicef.org/executiveboard/media/2806/file/2021-PL12-Cote_d%27Ivoire_CPD-EN-ODS.pdf (: 01.08.2021).

8. The Direct and Indirect Effects of a Dual Apprenticeship Program in Cote d'Ivoire. - <https://www.poverty-action.org/study/direct-and-indirect-effects-dual-apprenticeship-program-c%C3%B4te-d%E2%80%99ivoire>. (: 01.08.2021).

9. STRATEGIE NATIONALE REVISEE DE DEVELOPPEMENT DE LA FILIERE RIZ EN COTE D'IVOIRE (SNDR) 2012 -

2020. https://www.riceforafrica.net/downloads/NRDSZCote_dIvoire_fr.pdf. (: 01.08.2021).

10. Direction des Etudes Strategiques de Developpement et des Projets (DESDP). - <https://www.dge.ci/direction/direction-des-etudes-strategiques-de-developpement-et-des-projets-desdp>. (: 01.08.2021).

1. African Development Bank: official website. - Access mode: <http://www.afdb.org/fileadmin/uploads/afdb/Documents/Project-and-Operations>. (date of reference: 01.08.2021).

2. Gililov M. V., Kukukina, I. G. (2012). Methods and tools for assessing the innovative activity of economic entities: scientific publication. - Ivanovo: Publishing house of Ivan State Energy University, 2012: 158. (in Russian)

3. Kukukina I. G. (2014). Basic conditions of innovative development of the Republic of Ivory Coast / I. G. Kukukina, K. V. Yao // Modern high-tech technologies. Regional application. - 2014. - 3 (39): 59-63.

4. Statistics of Ivory Coast. - Electronic resource. - Access mode: <https://www.populationdata.net/pays/cote-divoire/> (accessed: 01.08.2021).

5. Cf Cote d'Ivoire en chiffre, partie I: les Fondamentaux: Ivory Coast in numbers.

6. COTE D'IVOIRE DOCUMENT COMBINE DE STRATEGIE PAYS 2013-2017 ET DE REVUE DU PORTEFEUILLE 2013. - <https://www.afdb.org/fileadmin/uploads/afdb/Documents/Project-and-Operations/C%C3%B4te%20d'Ivoire%20-%20Document%20combin%C3%A9%20de%20strat%C3%A9gie%20pays%202013-2017%20et%20de%20revue%20du%20portefeuille%202013%20-%20Version%20brouillon%29.pdf>. (accessed: 01.08.2021).

7. CPD EVALUATION PLAN 2021-2025- Cote d'Ivoire. - https://www.unicef.org/executiveboard/media/2806/file/2021-PL12-Cote_d%27Ivoire_CPD-EN-ODS.pdf (: 01.08.2021).

8. The Direct and Indirect Effects of a Dual Apprenticeship Program in Cote d'Ivoire. - <https://www.poverty-action.org/study/direct-and-indirect-effects-dual-apprenticeship-program>

c%C3%B4te-d'Ivoire. (: 01.08.2021).

9. REVISED NATIONAL STRATEGY FOR RICE DEVELOPMENT IN COTE D'IVOIRE (SNDR) 2012 - 2020. - https://www.riceforafrica.net/downloads/NRDS/Cote_dIvoire_fr.pdf. (: 01.08.2021).

10. Directorate of Strategic Development and Projects Studies (DESDP). - <https://www.dge.ci/direction/direction-des-etudes-strategiques-de-developpement-et-des-projets-desdp>. (: 01.08.2021).

Conflicts of Interest: the author has no conflict of interest to declare.

Togba Stefani Sara, Graduate Student, V. G. Shoukhov Belgorod State Technological University, (Belgorod, Russia)